



Xtend[®] Connect Prime Quick Connect/ Disconnect

Manufacturer's
recommended
L-code 5617



Guaranteed in fresh-,
pool- and saltwater



Double security
locking function



Maximum patient
weight 330 lb

Why Xtend[®] Connect Prime?

User reasons

- Get dressed / undressed in a minute
- Disconnect heavy MPKs for comfort while sitting
- Quick and easy changes of complete prosthetics for various activities
- Handy for travelling – no need to pack several complete prosthetic legs
- Quick and easy change with only one hand possible
- Safe usage with safety button as well as locking wheel
- Change a complete foot instead of shoes – much simpler and quicker
- All integrated – no parts to loose

- Fits all types of users, both uni- and bilateral, above and below knee, and to most prosthetic systems used today



USER STATISTICS

6 OUT OF 10
AMPUTEES
FIND IT DIFFICULT
TO CHANGE
PANTS



8 OUT OF 10
AMPUTEES
WOULD
CHANGE SHOES
IF IT WAS EASIER



When you take control of your prostheses



Xtend Connect Prime is a solution to many of the problems you as a prosthesis user are faced with. By using Xtend Connect Prime, you can fit different prosthesis components together in a unique, customized way, depending on your life circumstances and activities.

Hard to put on tight pants? With Xtend Connect Prime you just quickly disconnect the foot and pull the pants on. With a quick movement of one hand, the foot is back in place and the tight pants fit perfectly.

Is everyday life a constant struggle with constant changes of prosthetic legs for different activities? With Xtend Connect Prime, you can change quickly from an activity foot to an everyday foot and keep the same socket, so you don't need to carry complete sets around. Change quickly between high heels and everyday foot – without disturbing the important alignment, of course.

Hard to find a good socket, and the copy is never as good? Once you have the right socket, you can use the

same one for several different activities, by quickly and easily changing the other components.

Hard to take off outdoor shoes? With Xtend Connect Prime you just quickly disconnect the foot with the outdoor shoe and change to your indoor foot – which then, of course, has the correct alignment for indoor use. Easier and quicker than taking outdoor shoes on and off stiff prosthetic feet.

Hard to find enough room for everything in your suitcase? By using Xtend Connect Prime, you don't need to pack complete prosthetic legs. Just take your bathing foot or an extra foot for excursions, and you are all set to travel lighter.



GUARANTEED IN WATER

All parts of Xtend Connect Prime are water proof and guaranteed for usage in both salt-, pool- and freshwater.

Why Xtend[®] Connect Prime?

Clinical reasons



- Lower cost of activity prostheses
- Avoid double prescriptions of complete prosthetic legs
- Low extra “build height”
- Works for both above and below knee amputation, as well as for uni/bilaterals
- All important alignments stays the same

Indications:

The product is suitable for patients:

- who want to switch between different prosthetic feet depending on the type of activity.
- amputated above-knee who want to switch between different prosthetic knees depending on the activity.
- who want to switch between indoor and outdoor prosthetics.
- who find changing or taking off their shoes difficult and time-consuming.
- who wear tight pants and find it difficult to put them on over rigid prosthetic feet.
- who find it difficult to get in and out of cramped vehicles and need to remove parts of their prosthesis to sit comfortably during the journey.

Contraindications:

The product is unsuitable for patients:

- who weigh over 330 lb.
- with a diagnosis of dementia, e.g. Alzheimer’s.
- who lift heavy weights and weigh close to 330 lb as the permitted max. weight incl. external load is 330 lb.
- who does high intensive sport activities and weigh over 220 lb.
- the product is not suitable for patients who do extreme sports.

Cutting cost but not function

If the patient is entitled to two types of activity prosthesis, Xtend Connect Prime is an excellent product for saving on a complete prosthetic leg. Using Xtend Connect Prime as a basis, and supplementing it with, for example, a sports foot is less expensive than a complete prosthetic leg.

SAVINGS ABOVE KNEE

40 % LOWER
COST
SAME FUNCTION

SAVINGS BELOW KNEE

25 % LOWER
COST
SAME FUNCTION

TIPS FOR ADAPTING XTEND® CONNECT PRIME

Xtend Connect Prime has endless application areas, and suits most configurations.

Below are some common examples.



CHANGING FEET:

Because different feet have different heights, remember to fit Xtend Connect Prime as high as possible on the tube that connects to the prosthetic foot. By doing this, you can adjust for different prosthetic foot heights by truncating the connecting tube to the correct height. It is also easier for the prosthetic user to change the foot if there is a tube to hold onto.

Remember that you also need to order two lower components for the different feet.



CHANGING PANTS:

The lower down the prosthetic foot the connection is, the easier it is to pull on tight pants.

However, Xtend Connect Prime can be applied at whatever place you like.



CHANGING THE KNEE JOINT:

Bear in mind that changing knee joints can be heavy work for the prosthesis user, and that both hands are often needed to perform the change.

Alignment is very important, and easiest to achieve if you use the female pyramid as a connecting component to the knee joint.

Don't be afraid to rotate Xtend Connect Prime so that the quick fit unit faces downwards. This does not affect the functioning of the component, and can sometimes be easier for the patient to manage.

XTEND® CONNECT PRIME AND ITS DIFFERENT COMPONENTS

A basic Xtend Connect Prime set consists of two main components, a quick fit unit and a base unit.

QUICK FIT UNIT. A quick fit unit that can be opened and closed with the aid of a locking wheel and a safety push-button.

BASE UNIT. A base unit that fits into the quick fit unit.

Each Xtend Connect Prime component has various options for connection to other prosthesis components. There are several interfaces available, for optimal adaptation to connected components.

All connection solutions can also be freely combined, as in the diagram below. All components can be rotated in any direction.

- A) Locking wheel
- B) Safety push-button
- C) Base unit
- D) Quick fit unit







Closed and locked position.
Example shows combination Quick Fit unit with 4 holes and Base Male.






Open and divided position.
Example shows combination Quick Fit unit 30 mm tube and Base Female.

Quick fit units

	Item number	Description
	A100-Q30-150	Quick fit unit with tube clamp 30 mm
	A100-Q4-150	Quick fit unit with 4-hole adapter
	A100-QF-150	Quick fit unit with female pyramid adapter
	A100-QP-150	Quick fit unit for prong adapter

Base units

	Item number	Description
	A100-BF-150	Base unit with female pyramid adapter
	A100-BM-150	Base unit with male pyramid adapter
	A100-B30-150	Base unit with 30 mm tube

Material: Stainless steel

Max. weight: 330 lb

Always check that the patient's weight is correct.

The maximum weight must never be exceeded.

For intensive sports users, the maximum weight is 220 lb.

Recommended L-code: L 5617.

NOTE!

Black locking wheel is standard.

For orange locking wheel– put -O as a suffix to the article number.

Endless combinations

with our multi functional adapter



Scan the code and use our online configurator to build your specific configuration!



Other products that we offer:



Xtend® Connect Shape

The patented Xtend Connect Shape is a prosthetic adapter designed to be installed within a cosmetic cover, though it functions just as effectively without one. It serves as a valuable aid for daily tasks, whether the user manages it independently or with the assistance of a care.

Manufacturer's recommended L-Code 5617



Xtend® Foot

Xtend Foot is a foot prosthesis which functions to all intents and purposes like a human foot. It is intended for above and below knee amputees who have a moderate to high level of activity, particularly outdoors and on uneven terrain.

PDAC Approved L-Code 5981



Xtend® Foot Trenne

The Xtend Foot Trenne is a prosthetic foot that delivers three-way stability. Whether to ascend/descend a slope, provide side-to-side adaptability or offer smooth rotation when changing direction, Trenne provides secure, fluid, dynamic motion.

Manufacturer's recommended L-codes 5981/5986



Christoffer Lindhe, founder of Lindhe Xtend

Christoffer was just 17 years old when he lost both legs and an arm in a railway accident in 2006. Against all odds he survived, largely thanks to the fact that he was very fit as a top-class swimmer, and just two years after the accident he competed in the Paralympics.

However, things were more difficult in his everyday life. Activities like walking outdoors, or changing clothes, turned out to be challenging. As part of his training to become a development engineer, he wanted to focus on inventions that solve these kind of everyday problems that amputees are faced with. He teamed up with orthopedic technicians and university experts and ultimately started to develop patented innovations that extend amputees' lives.

This became the foundation of Lindhe Xtend.

Visit lindhextend.com/us for more info

Follow us at



Lindhe Xtend Inc.
850 NW Federal Highway, Suite 208/209, Stuart, FL 34994, USA, +1 331 330 6658
info@lindheusa.com, www.lindhextend.com/us